

Scaled data based on original data using
LM-79-08 Approved Method: Electrical and Photometric Measurements of Solid-
State Lighting Products

Test Report Prepared for
Cooper Lighting Solutions
(formerly Eaton)

Brand: STREETWORKS

Report Number: P510823

Luminaire Tested: **CST-CA8-480-722-U-T5N**

Issue Date: 4/6/2021

Test Information

Test Method: LM-79-08
Report Number: P510823
TEST IS SCALED FROM IESNA LM-79-08 TEST DATA (G3-2102-151-13)
Test Lab: COOPER LIGHTING SOLUTIONS
Issue Date: 4/6/2021
Manufacturer: COOPER LIGHTING SOLUTIONS (FORMERLY EATON)
Product Line: STREETWORKS
Catalog Number: CST-CA8-480-722-U-T5N
Description: CELESTEON HIGH MAST LUMINAIRE
Light Source: (8) 2200K CCT, 70 CRI LEDS
Ballast/Driver: ELECTRONIC DRIVER

Summary

Lumens per Lamp: N/A
Luminaire Lumens: 61728 lumens
Efficiency: N/A
Efficacy: 128.4 lumens/watt
Luminous Opening: Circular (Dia: 2.08' x H: 0')
IES Classification: Type V - Short
BUG Rating: B5 - U0 - G4

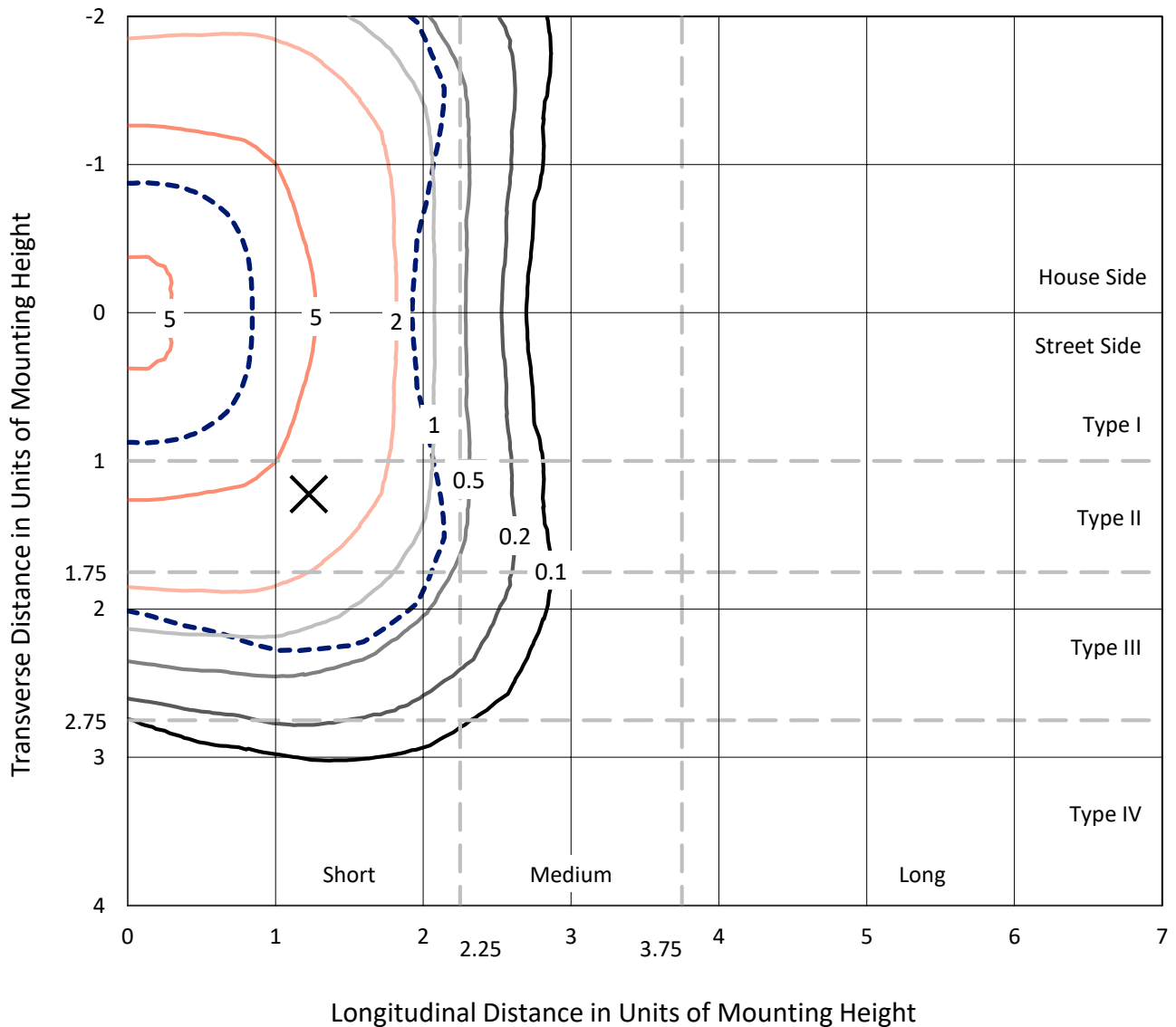
Input Watts (W): 480.8
Input Voltage (V): 120
Input Current (Ain): NR
Voltage Rise (V): NR
Power Factor: NR
Total Harmonic Distortion (THDi): NR
Frequency (hertz): 60
Stabilization Time: NR
Operation Time: NR
Ambient Temperature (°C): NR
Test Distance: 24 FT



REPORT NUMBER: P510823
 CATALOG NUMBER: CST-CA8-480-722-U-T5N

Iso-Footcandle Lines of Horizontal Illumination

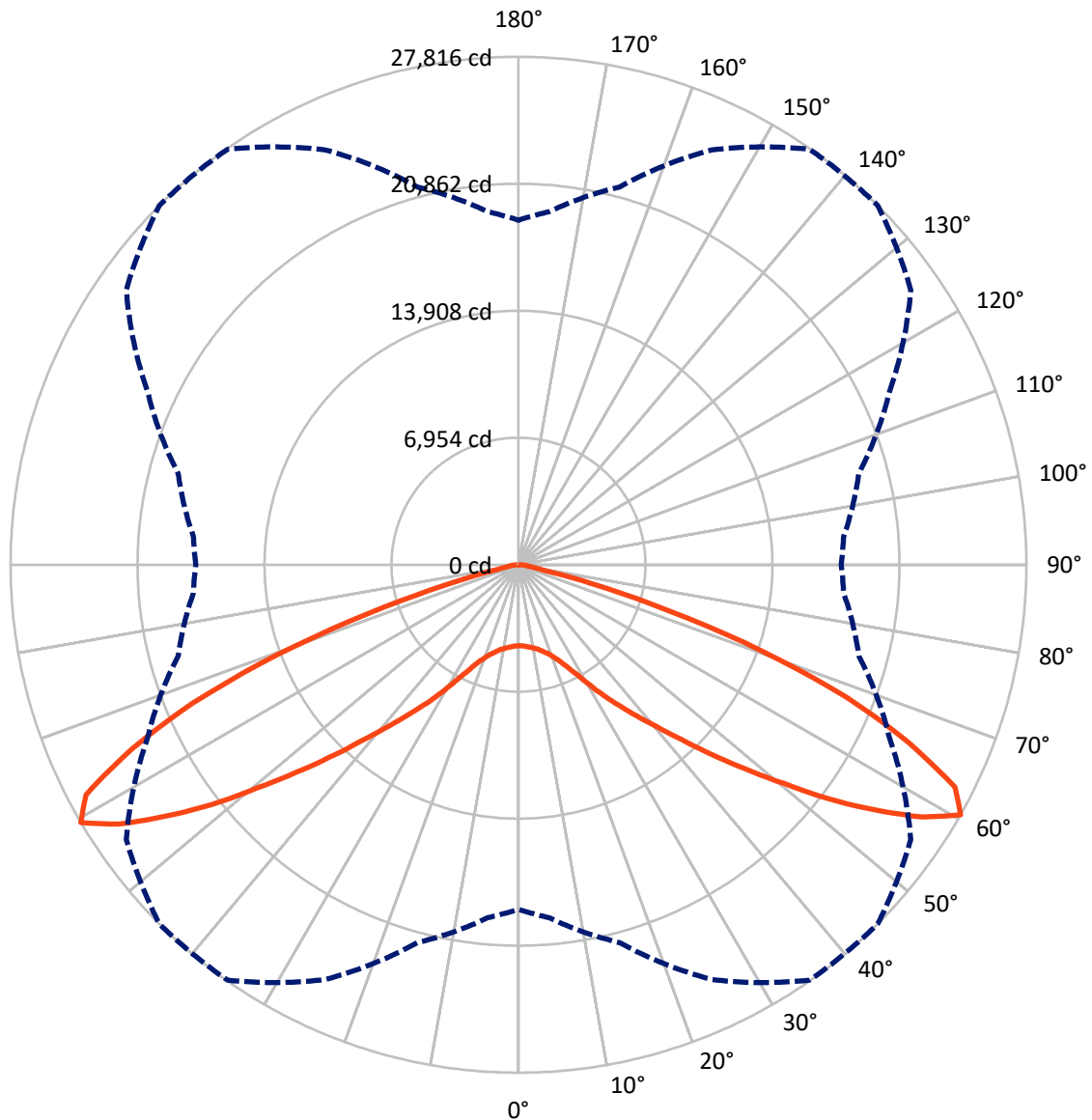
✕ Max cd
 - - - 1/2 Max cd



Based on 30 foot mounting height. Maximum calculated value = 6.8 fc
 Type V - Short - N/A

REPORT NUMBER: P510823
CATALOG NUMBER: CST-CA8-480-722-U-T5N

Luminous Intensity Polar Plot



— Vertical Plane Through 45-Deg Lateral - - - Horizontal Cone Through 60-Deg Vertical

REPORT NUMBER: P510823
 CATALOG NUMBER: CST-CA8-480-722-U-T5N

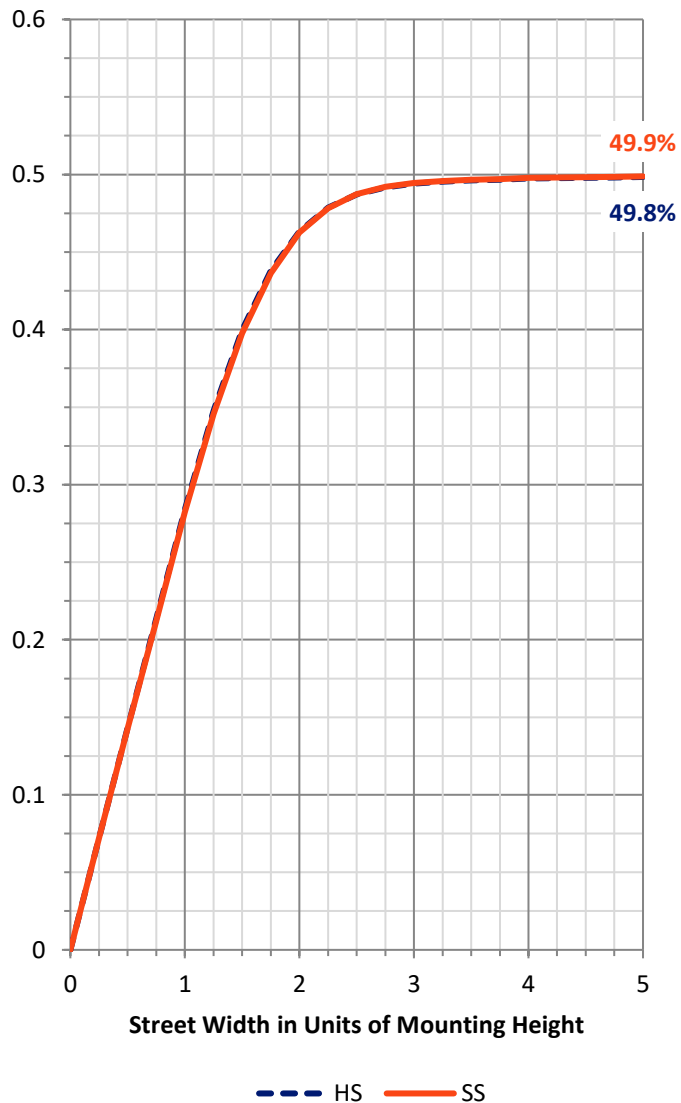
FLUX DISTRIBUTION:

		Downward	Upward	Total
House Side	Lumens	30864.0	0.0	30864.0
	% Fixture	50.0	0.0	50.0
Street Side	Lumens	30864.0	0.0	30864.0
	% Fixture	50.0	0.0	50.0
Total	Lumens	61728.0	0.0	61728.0
	% Fixture	100.0	0.0	100.0

ZONAL LUMENS:

Zone	Lumens	% Fixture
0°-10°	433.8	0.7
10°-20°	1414.1	2.3
20°-30°	3003.4	4.9
30°-40°	6368.2	10.3
40°-50°	12110.5	19.6
50°-60°	19212.7	31.1
60°-70°	16239.8	26.3
70°-80°	2671.7	4.3
80°-90°	274.0	0.4
90°-100°	0.0	0.0
100°-110°	0.0	0.0
110°-120°	0.0	0.0
120°-130°	0.0	0.0
130°-140°	0.0	0.0
140°-150°	0.0	0.0
150°-160°	0.0	0.0
160°-170°	0.0	0.0
170°-180°	0.0	0.0
0°-90°	61728.0	100.0
0°-180°	61728.0	100.0

Coefficient of Utilization



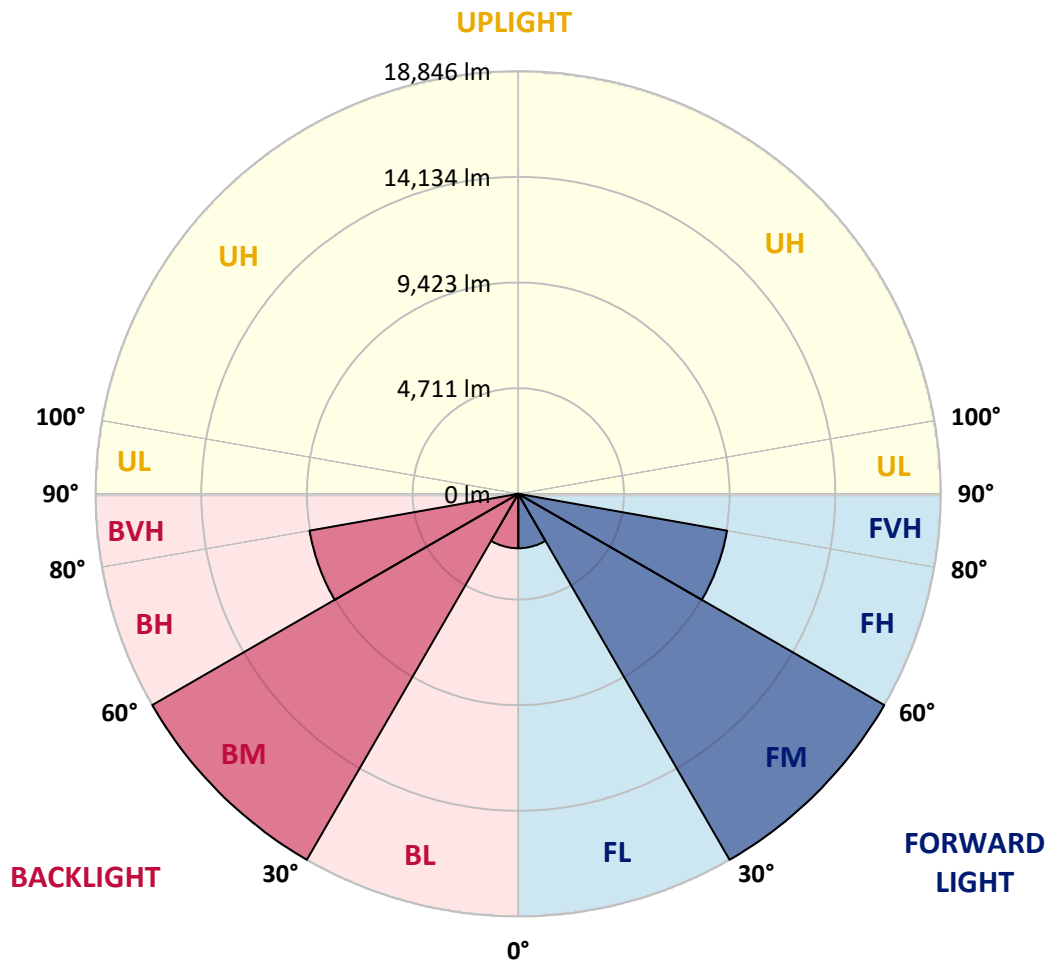
REPORT NUMBER: P510823
 CATALOG NUMBER: CST-CA8-480-722-U-T5N

LUMINAIRE CLASSIFICATION SYSTEM LUMEN TABLE AND BUG RATING:

Zone	Lumens	% Fixture	Zone Rating/Lumen Limit		
			B	U	G
FL (0°-30°)	2425.6	3.9			
FM (30°-60°)	18845.7	30.5			
FH (60°-80°)	9455.7	15.3			G4/12000
FVH (80°-90°)	137.0	0.2			G2/225
BL (0°-30°)	2425.6	3.9	B3/2500		
BM (30°-60°)	18845.7	30.5	B5		
BH (60°-80°)	9455.7	15.3	B5		G4/12000
BVH (80°-90°)	137.0	0.2			G2/225
UL (90°-100°)	0.0	0.0		U0/0	
UH (100°-180°)	0.0	0.0		U0/0	

BUG Rating: B5-U0-G4

Type V Short





REPORT NUMBER: P510823
 CATALOG NUMBER: CST-CA8-480-722-U-T5N

CANDELA DISTRIBUTION (FULL):

	0°	5°	15°	25°	35°	45°	55°	65°	75°	85°	90°
0°	4431.9	4431.9	4431.9	4431.9	4431.9	4431.9	4431.9	4431.9	4431.9	4431.9	4431.9
2.5°	4463.8	4452.8	4449.3	4444.7	4447.0	4448.1	4454.5	4455.1	4455.1	4460.9	4470.8
5°	4513.9	4499.3	4494.1	4488.3	4491.2	4494.1	4499.9	4503.4	4502.8	4506.3	4515.0
7.5°	4568.0	4562.7	4556.3	4552.9	4552.9	4561.0	4556.9	4563.3	4562.7	4566.8	4572.1
10°	4648.3	4636.6	4636.0	4629.6	4632.6	4639.5	4640.7	4639.5	4640.7	4643.0	4655.2
12.5°	4750.1	4747.2	4748.9	4743.7	4741.9	4749.5	4751.2	4758.8	4761.1	4768.1	4775.7
15°	4914.1	4895.5	4893.2	4892.6	4896.1	4907.7	4911.2	4925.2	4931.6	4941.5	4958.3
17.5°	5099.7	5106.1	5094.5	5093.3	5092.7	5102.0	5111.3	5142.2	5152.1	5174.8	5189.3
20°	5395.8	5384.2	5377.2	5349.3	5342.3	5358.6	5392.3	5433.1	5452.3	5488.3	5515.7
22.5°	5791.4	5771.6	5723.9	5690.8	5676.8	5704.7	5741.4	5806.6	5883.9	5928.7	5940.9
25°	6363.3	6285.3	6226.0	6167.2	6146.3	6187.6	6246.9	6350.5	6447.7	6537.2	6578.5
27.5°	7059.7	7010.2	6892.1	6799.6	6763.0	6797.9	6921.2	7067.2	7245.2	7338.3	7352.3
30°	7943.9	7918.3	7767.7	7594.3	7529.1	7589.6	7735.1	7934.0	8181.9	8373.3	8407.0
32.5°	9038.8	8909.1	8699.6	8501.3	8431.5	8505.3	8651.4	8937.0	9270.9	9482.7	9554.8
35°	10294.3	10147.6	9832.9	9528.1	9437.9	9447.2	9681.1	10083.7	10540.3	10835.9	10916.7
37.5°	11678.8	11529.3	11158.2	10685.2	10476.3	10492.1	10798.1	11321.6	11947.6	12269.9	12377.0
40°	13156.5	13001.8	12619.0	12086.1	11742.8	11673.0	12082.0	12719.6	13355.5	13744.1	13785.4
42.5°	14601.0	14417.8	14110.0	13577.1	13264.1	13076.8	13570.7	14148.4	14789.5	15139.7	15167.1
45°	15891.4	15855.9	15608.6	15222.3	14964.6	14798.8	15151.4	15725.0	16172.9	16394.6	16475.5
47.5°	17138.7	17116.6	17037.4	16902.5	16966.5	16690.7	16860.0	17120.0	17366.1	17529.0	17591.9
50°	18231.8	18255.1	18410.4	18640.2	19103.3	18824.0	18771.1	18491.3	18498.2	18511.0	18576.2
52.5°	19134.7	19258.0	19649.0	20342.4	21342.5	21336.1	20535.0	19796.1	19462.2	19313.9	19327.2
55°	19921.8	20133.0	20778.7	22210.5	23641.6	23713.1	22623.5	20987.0	20361.0	20044.6	20085.9
57.5°	20356.4	20678.1	21771.2	23944.7	25984.3	26070.4	24856.9	22305.9	20872.4	20071.3	20105.6
60°	18864.7	19406.4	21421.6	25063.4	27776.2	27815.7	26222.3	22409.4	19291.2	17873.4	17665.7
62.5°	15437.6	16188.1	19031.1	24196.6	26946.0	26823.2	25367.7	20469.2	15847.2	14127.5	13952.9
65°	11596.2	12301.9	15278.8	20718.2	23643.3	23481.6	21999.3	16177.6	11618.3	9792.8	9578.1
67.5°	6276.0	7341.8	10127.3	15826.2	18847.9	19396.5	17342.9	11275.7	6761.2	4901.9	4713.4
70°	2167.6	2801.2	5163.7	9934.7	13594.6	14144.9	11826.6	6047.4	2958.8	1850.0	1660.9
72.5°	769.7	887.2	1941.3	4797.8	7739.7	8575.7	6381.3	2432.3	943.0	687.1	673.1
75°	543.4	560.8	690.0	1564.4	3350.9	4104.3	2516.1	807.5	588.2	549.8	546.3
77.5°	485.2	495.1	559.1	637.0	1023.9	1310.7	774.3	585.8	510.8	489.3	481.7
80°	461.3	468.9	487.5	522.4	580.6	603.9	522.4	500.9	464.8	455.5	452.6
82.5°	403.2	401.4	406.7	421.2	447.4	453.2	419.4	392.7	393.3	382.2	377.0
85°	272.8	289.1	276.9	261.8	324.6	326.4	304.3	228.1	258.9	253.6	232.1
87.5°	82.6	93.1	73.9	51.2	70.4	54.7	49.4	51.2	48.9	42.5	38.4
90°	0.0	0.0	0.0	0.0	0.0	0.0	0.0	0.0	0.0	0.0	0.0

(END OF REPORT)